

**This specification** describes the situation of the Proximus network and services. It will be subject to modifications for corrections or when the network or the services will be modified. Please take into account that modifications can appear at any moment. Therefore, the reader is requested to check regularly with the most recent list of available specifications that the document in one's possession is the latest version.

Proximus can't be held responsible for any damages due to the use of a version of this specification which is not included in the most recent list of available specifications (list always available with a request to the e-mail address mentioned in the underneath paragraph).

Whilst every care has been taken in the preparation and publication of **this document**, errors in content, typographical or otherwise, may occur. If you have remarks concerning its accuracy, please send a mail to the following address [Proximus.uni.spec@Proximus.be](mailto:Proximus.uni.spec@Proximus.be) and your remark will be transmitted to the right Proximus department.

The User Network Interface Specifications published via Internet are available for your information but have no official value. The only documents with an official value are printed on a specific paper.

If you want **to get an official version of this User Network Interface Specification**, please order it by sending your request by mail to [Proximus.uni.spec@Proximus.be](mailto:Proximus.uni.spec@Proximus.be)

## Information Tones

### Information tones

Ref : BGC\_D\_48\_9807\_30\_04\_E.DOC

Version: 1.3 of 10<sup>th</sup> April 2003

Page A

**Table of Contents**

- 0. DOCUMENT HISTORY .....1**
- 1. GENERALS .....2**
  - 1.1. Scope .....2
  - 1.2. Definitions .....2
- 2. FREQUENCY.....3**
- 3. CADENCE.....4**
  - 3.1. Dial Tone.....4
  - 3.2. Special Dial Tone.....5
  - 3.3. Immediate Ringing Tone.....5
  - 3.4. Ringing Tone.....6
  - 3.5. Busy Tone.....6
  - 3.6. Congestion Tone.....7
  - 3.7. Special Information Tone.....7
  - 3.8. Special Confirmation Tone .....8
  - 3.9. Call Waiting Tone.....8
  - 3.10. Tone On Hold.....9
  - 3.11. Message Waiting Indication Tone.....9
  - 3.12. Intrusion Tone (only for BCG)..... 10
- 4. LEVEL..... 11**
- 5. DISTORTION ..... 12**

## 0. Document history

Every update of this document results in a complete new version with new version number and release date.

Version	Date	Main or important changes since previous version
1.1	27 NOV 1998	...
1.2	27 FEB 2001	<ul style="list-style-type: none"><li>• References to old exchanges types deleted</li><li>• Ring Back service</li><li>• Music on Hold</li><li>• MWI tone</li></ul>
1.3	10 APR 2003	<ul style="list-style-type: none"><li>• Document has been updated due to new software release versions for EWSD-V16B and S12-P8 switching systems.</li><li>• Paragraph 4 : change level for EWSD.</li><li>• Paragraph 2 &amp; 3 : add info related to intrusion tone.</li></ul>

## 1. Generals

### 1.1. Scope

This document is applicable for tones generated by the Proximus digital exchanges with the following software packages :

- S12 - P8
- EWSD - V16

Remark : a customer's interface connected to the Proximus public switched telephone network (PSTN) may receive tones coming from other origins (private complex installations, other licensed operators networks) and having therefore other characteristics.

### 1.2. Definitions

- Informations tones are sinusoidal tones given by the exchange during processing of the call. A tone is sent as long as the call stays in a particular state.
- Immediate ringing tone is sent before ringing tone, but may be omitted if the system is such that the sending phase of the ringing tone may be present immediately when the called party is recognised as free.

## 2. Frequency

The frequency for all tones is 425 +/- 5 Hz, except for:

- Special Information Tone :  $f_1 = 950 \pm 50$  Hz,  $f_2 = 1400 \pm 50$  Hz,  $f_3 = 1800 \pm 50$  Hz.
- Call Waiting Tone, Tone On Hold and Intrusion Tone :  $f = 1400 \pm 50$  Hz

### 3. Cadence


Remarks :

- Some cadences start on a random position in the periodic sequence
- Some cadences are preceded by a special first tone burst to prevent beginning silence or a too short first burst.
- The indicated timing values are target values ; small deviations are present in practice.

#### 3.1. Dial Tone

Definition : a tone advising that the exchange is ready to receive call information and inviting the user to start sending call information.

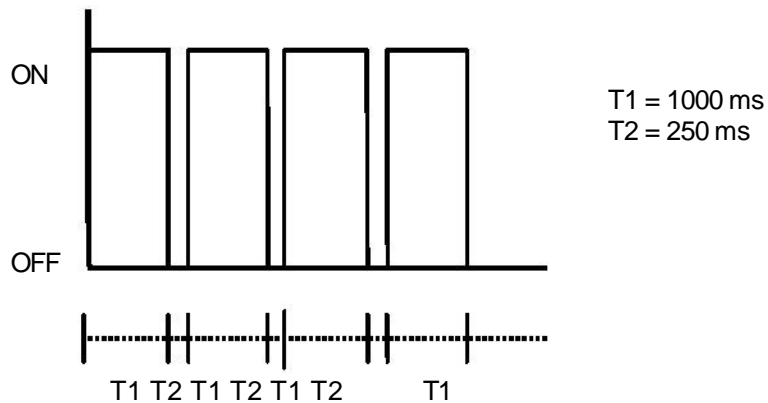
Typical uses : tone sent after off-hook action (at call set-up). Tone sent after register recall (in conversation phase).



### 3.2. Special Dial Tone

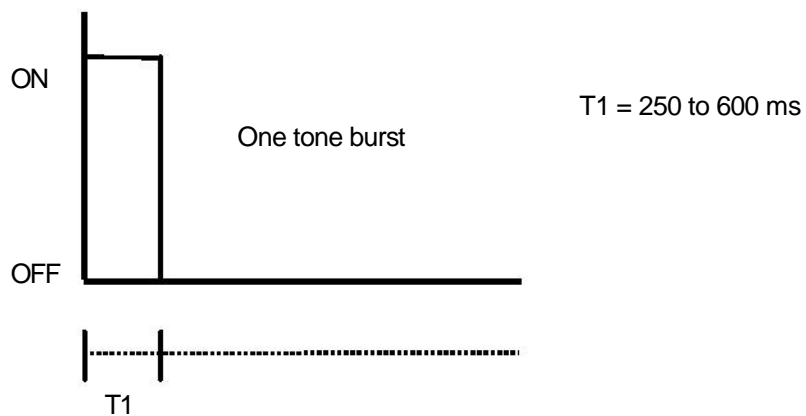
Definition : a tone advising that the exchange is ready to receive call information and inviting the user to start sending call information, at the same time reminding the user that special conditions apply to the termination from which the call is being made.

Typical use : tone sent after off-hook action at call set-up, when call forwarding is active.



### 3.3. Immediate Ringing Tone

Definition : cf. § 1.2.

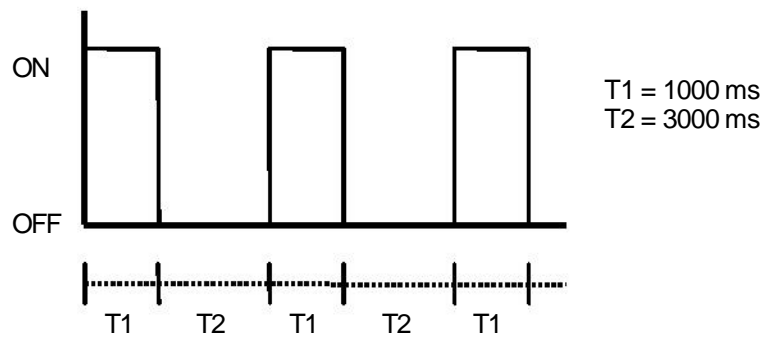




### 3.4. Ringing Tone

Definition : a tone advising the caller that a connection has been made and that a calling signal is being applied to a telephone number or service point.

Typical use : indicates that ringing or alerting is applied to the called line.

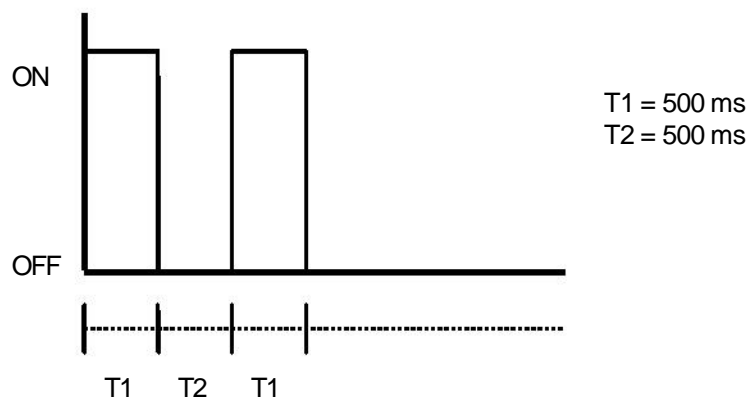


### 3.5. Busy Tone

Definition : a tone advising the caller that the telephone is busy.

Typical uses : indicates that the called line is engaged in another call and that Call Waiting service is not active. Indicates that the other party has hooked on and that the connection has been released.

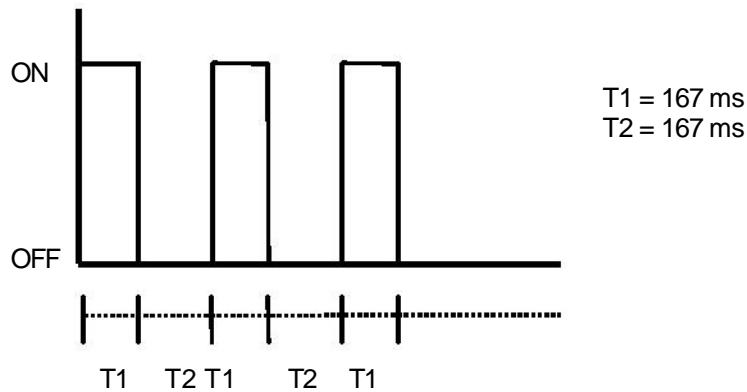
Since the introduction of "Ring Back" service (= CCBS supplementary service), some tone bursts are sent, combined with a recorded announcement, inviting the calling party to make use of this "Ring Back" service.



### 3.6. Congestion Tone

Definition : a tone advising the caller that the groups of lines or switching equipment necessary for the setting-up of the required call or for the use of a specific service are temporarily engaged.

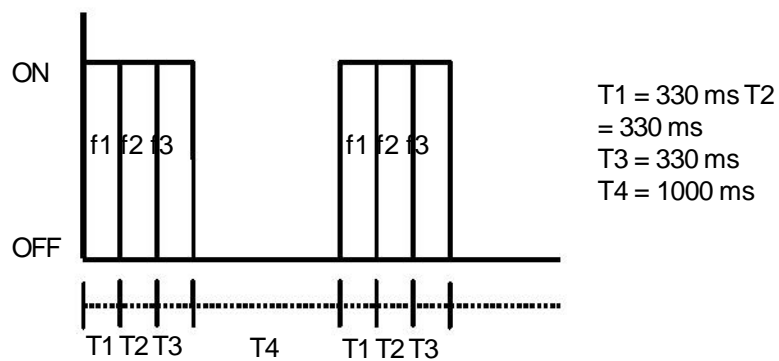
Typical use : indicates that the network is temporary not able to answer to the request of the caller.



### 3.7. Special Information Tone

Definition : a tone advising the caller that the called number cannot be reached for reasons other than "subscriber busy" or "congestion". The tone may also be used in conjunction with recorded announcements to signify that what the caller is about to hear is a recording. It should always be used to precede all call failure announcements.

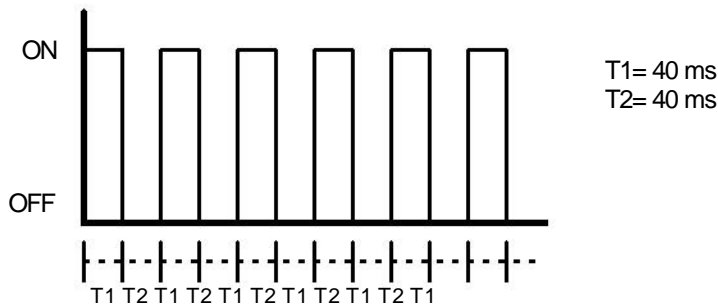
Typical use : indicates a call failure (wrong manoeuvre from the caller, called party not reachable, ...)



### 3.8. Special Confirmation Tone

Definition : a tone used in some exchanges in place of an announcement to indicate that an interrogated service is active.

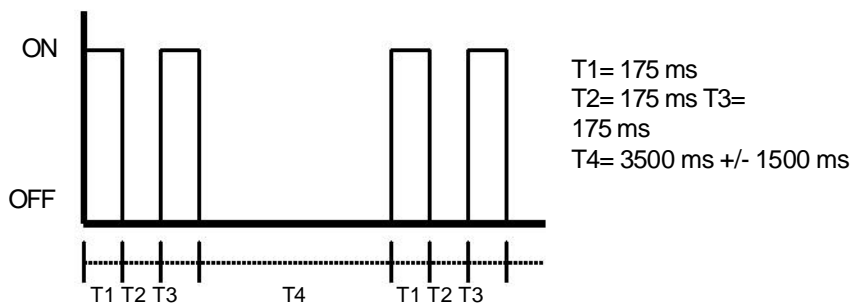
Typical use : positive answer to a service activation or invocation. S12 & EWSD switches : positive answer to an interrogation.



### 3.9. Call Waiting Tone

Definition : a tone advising the user of the call waiting supplementary service who is engaged on a call that someone is attempting to call his number.

Typical use : cf. definition.

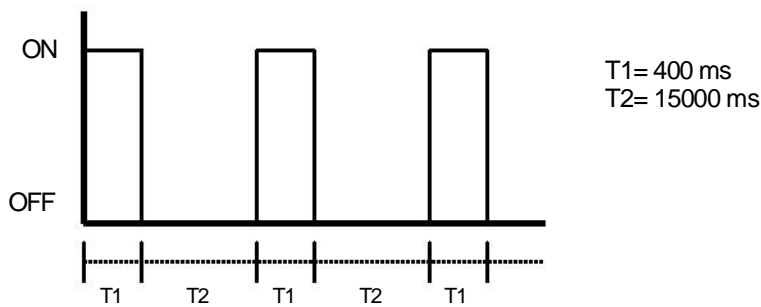


### 3.10. Tone On Hold

Definition : a tone used to reassure a calling user who has been placed on "hold" by a subscriber with the Hold supplementary service, PABX or other facilities.

Typical use : tone sent by the network when the line of the user has been put in Hold state by the user at the other side of the call.

Remark : this tone is presently replaced by "Music on hold".

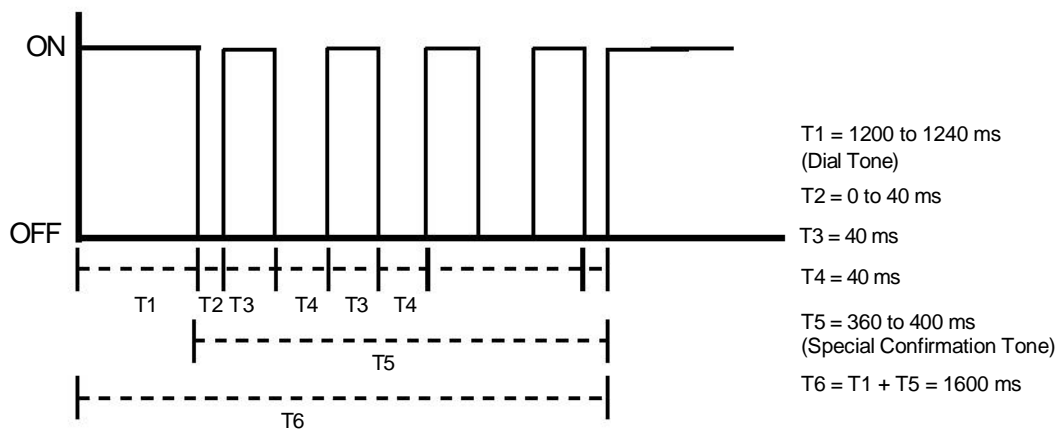


### 3.11. Message Waiting Indication Tone

Definition : a tone advising the customer that a message has been deposited in a vocal mailbox service.

Typical use : cf. definition. The tone is sent after off-hook action (at call set-up).

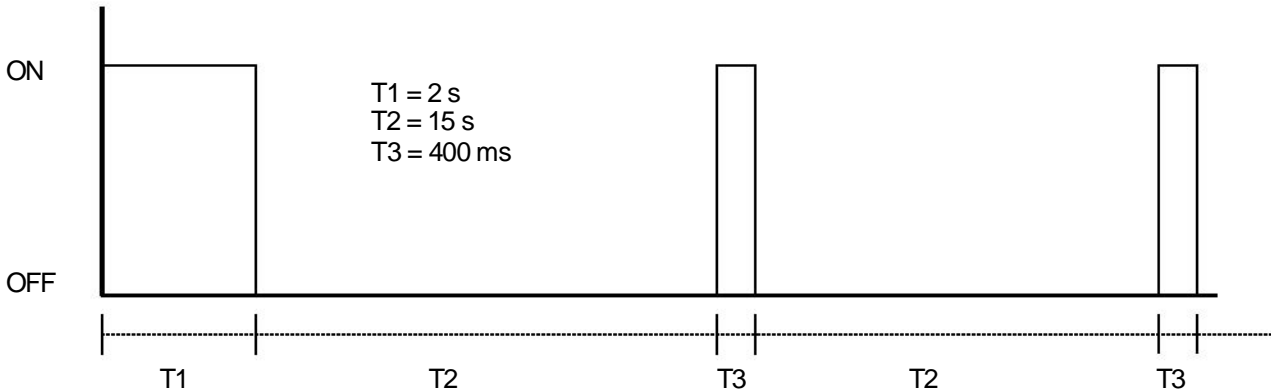
Remark : this tone is presently replaced by a specific recorded announcement.



3.12. Intrusion Tone (only for BCG)

Definition : a tone indicating that an intrusion is performed.

Typical use : successful invocation, the tone is sent to the intruding user and to the intruded users.



#### **4. Level**

For System 12 - Pack 8 : the level of these tones is  $-4,5 \pm 1$  dBm0;

For EWSD V16B : the level of these tones is  $-4 \pm 1$  dBm0.

For the Call Waiting Tone an the Tone On Hold, the level is  $-15 \pm 2$  dBm0

## 5. Distortion

The harmonic distortion loss is greater than 36 dB for Dial Tone and Special Dial Tone and greater than 26 dB for the other tones. The level of any spurious frequency generated by the tone generator, selectively measured in the 300-3400 Hz band, is less than -45 dBm0 for Dial Tone and Special Dial Tones and less than -25 dBm0 for the other ones.