

# Can you hear me?



## How do you communicate online ?

Our friends and family are the people we prefer to spend time with. Right? But we can't stick to each other all the time. Luckily, there are lots of ways to communicate remotely. And no, we're not talking about smoke signals. Dive into **the world of online communications**.



**diggit**

**proximus**

# Ready? Almost...

The three main ways are **WhatsApp**, **Skype** en **FaceTime**.

First you have to **create an account**, and here's how you do that:

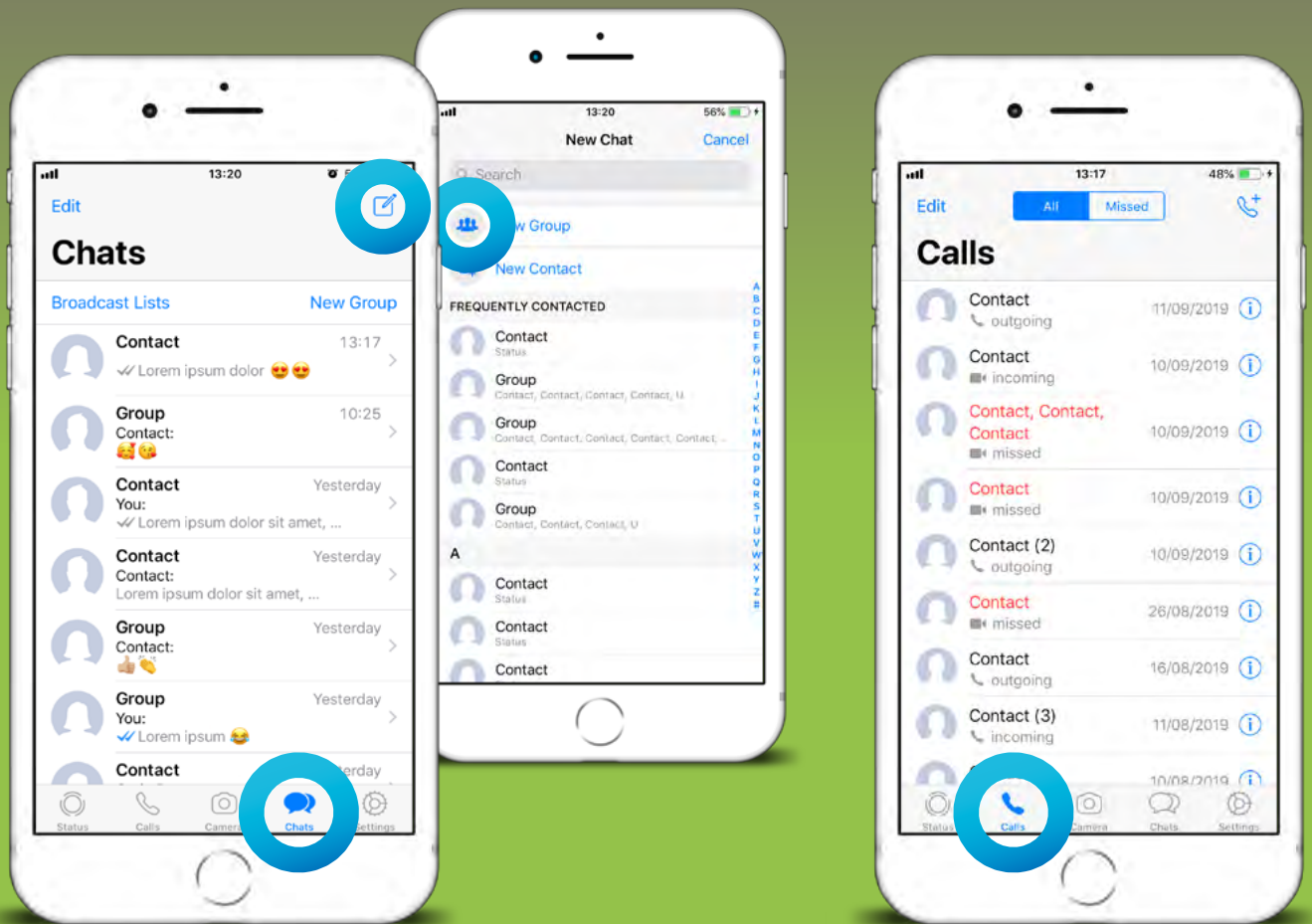


<b>1</b>	Do you need to download it?	Yes!	Yes!	Apple automatically features FaceTime
<b>2</b>	Enter your data	Telephone number	Telephone number, surname and name	Sign up with your Apple ID
<b>3</b>	Choose your username	Just your name. That's easiest for others to know who you are	Just your name. That's easiest for others to know who you are	FaceTime automatically uses your name
<b>4</b>	Choose a strong password	There is no password for WhatsApp	At least 6 characters, with at least 1 digit and letter	No need
<b>5</b>	Do you have to confirm?	You get a code by text, which you have to type in WhatsApp	Same as WhatsApp	Not necessary either

And now **some more info** on the three of them.

# What's up? WhatsApp!

Texts? That's sooo last century! If you want to tell someone something in a text message, you do it on WhatsApp. Unlike texts, you use the internet, not your phone connection. **100% digital!**



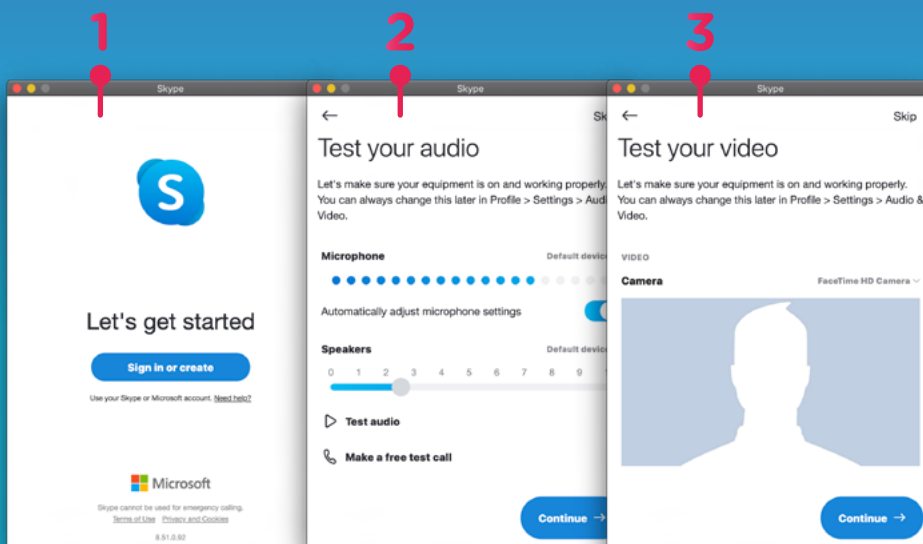
To use WhatsApp, you have to create a **'New chat'** first. Click on the small paper with pen at the top right. Now you see all your contacts that use WhatsApp. Choose to whom you want to send something by clicking on the name and start writing!

You can also **create a group!** Click on 'New group' in the top right corner and add members. Now all you have to do is give the group a name and you're ready to plan a party or share funny jokes and memes.

Did you know you can also use WhatsApp **for (video) calls?** Just click the phone icon at the bottom.

# I Skype, you Skype, we Skype...

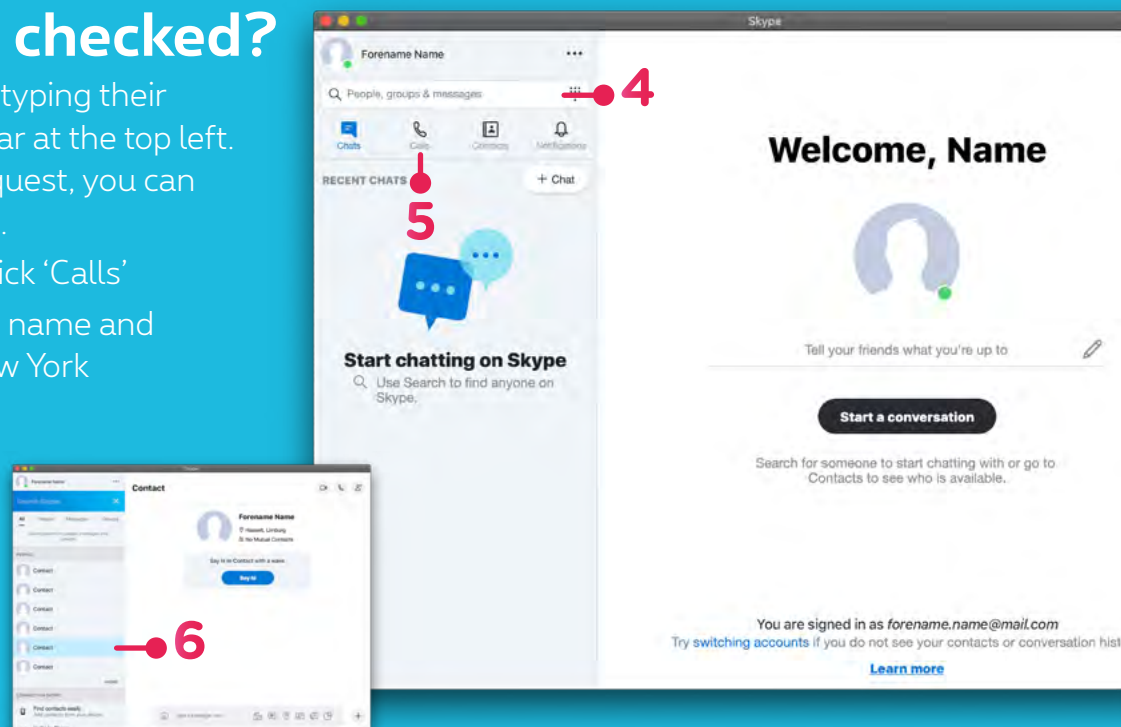
Skype is a little different. This is not really about text messages, but about **video calls**. The perfect way to talk to your nephew in another city or to a friend who's far away.



- 1 Skype will first ask you to sign up or to create an account.
- 2 Once logged in, your microphone will be tested.
- 3 And then your camera, because you need it for a video call.

## Everything's checked?

- 4 Then add contacts by typing their names in the search bar at the top left. If they accept your request, you can start the conversation.
- 5 Time to video chat! Click 'Calls'
- 6 Then click the contact name and off you go! Ghent-New York in no time.





# FaceTime-time

FaceTime works **almost like Skype**, but it's easier and faster. Unfortunately, you can **only use it on an Apple device**. 😞

Do you have one of those?



- 1 Just click the **FaceTime icon**
- 2 Click the person you wanna call and it's calling. If you want to call someone else, click the plus sign.
- 3 In the 'To' field, you enter the number you're looking for or the name of your contact and that's all folks ...



Instead of clicking 📞, you can also click 📺, to make it a video call. Unless you're having a bad hair day or you're hanging around in your pyjamas. 🤔




# Got it worked out!



<b>1</b>	Where do you use it?	On your computer and your smartphone	On your computer and your smartphone	Only on Apple devices (iPhone, iPad & Mac)
<b>2</b>	Can you use it without the internet?	Only works with Wi-Fi or mobile internet	Same here!	Sorry, here as well!
<b>3</b>	Can you block someone?	Yes	Absolutely	Certainly
<b>4</b>	Can you video chat?	Yes	Yes x 2	Yes x 3
<b>5</b>	Can you send text messages?	That too!	You bet!	Check!
<b>6</b>	Can you send pictures or video?	Of course!	Of course!	Absolutely!

# Don't talk to strangers!

Just like in the real world, it's not a good idea to start conversations online with people you don't know.

So **always be careful** when you get a message from a stranger on Skype or WhatsApp. Having doubts? Then ask someone to check it with you. Worst case: **just block this odd duck!** 



## Emo-huh?

Emojis are small drawings in the shape of people, animals or things. You must use them all the time!

### A small test

What meaning belongs to which emoji?

1



- A Fist bump! Well done!
- B Best Friends Forever!
- C Oh no, that's so sad!

2



3



4



5



- D I'm crying with laughter!
- E I'm so cool / good at it / in a festive mood

# Space for the WizzKids

You are the absolute master of digi-comms. WhatsApp, Skype or FaceTime: piece of cake!

It's now or never: show us you're the **WizzKid!**

## Apple ID?

Your Apple ID is the combi of an e-mail address and a password. You configure it when you first use your Apple device. This ID is **your unique key for accessing certain Apple functionalities**. For instance: downloading apps in the App Store (that is, if mum or dad agrees!) or using iCloud (to centrally store all your cool pictures).

## What the GIF?

GIFs are super short videos that you can send to your friends **via social media or WhatsApp**. You have GIFs for all situations and emotions, featuring cute animals or your fav celebs.

## App or computer?

You can't use **FaceTime** on your computer. But Skype and WhatsApp have both app and web versions. Great, especially when you don't always have your smartphone at hand. And to type faster than your shadow! 😊

## Data or no data?

That's the question! If you use WhatsApp, Skype or FaceTime via **Wi-Fi** on your smartphone, you don't use data. Always make sure you're on Wi-Fi! When you're on the go, you use these apps on 3G or 4G, but careful! They use a bunch of data. Digi-smart kids - like you - keep an eye on their consumption.





# Can you diggit? Yes, you can!



proximus