

1) Status of the notification

Final

2) Issuer

Name PROXIMUS  
Identification number 0202-239-951

3) Reason for the notification

Acquisition or disposal of voting securities or voting rights	-
Acquisition or disposal of financial instruments that are treated as voting securities	-
Downward crossing of the lowest threshold	+

4) Notification by

A parent undertaking or a controlling person

5) Persons subject to the notification requirement

Name	Address (for legal entities)	
BlackRock (Singapore) Limited	20 Anson Road #18-01, Singapore, 79912, Singapore	-
BlackRock Advisors (UK) Limited	12 Throgmorton Avenue, London, EC2N 2DL, U.K.	-
BlackRock Asset Management Canada Limited	161 Bay Street, Suite 2500, Toronto, Ontario, M5J 2S1, Canada	-
BlackRock Asset Management North Asia Limited	15/F, 16/F, 17/F Citibank Tower & 17/F ICBC Tower, 3 Garden Road, Central, Hong Kong	-
BlackRock Financial Management, Inc.	50 Hudson Yards, New York, NY, 10001, U.S.A.	-
BlackRock Fund Advisors	400 Howard Street, San Francisco, CA, 94105, U.S.A.	-
BlackRock Institutional Trust Company, National Association	400 Howard Street, San Francisco, CA, 94105, U.S.A.	-
BlackRock Investment Management (Australia) Limited	Level 37 Chifley Tower, 2 Chifley Square, Sydney NSW 2000, Australia	-
BlackRock Investment Management (UK) Limited	12 Throgmorton Avenue, London, EC2N 2DL, U.K.	-
BlackRock Investment Management, LLC	1 University Square Drive, Princeton, NJ, 8540, U.S.A.	-
BlackRock Japan Co., Ltd.	1-8-3 Marunouchi Chiyoda-ku, Trust Tower Main, Tokyo, 100-8217, Japan	-
Aperio Group, LLC	3 Harbor Dr Suite 204, Sausalito, CA 94965, United States	+

6) Persons that dispose of voting rights (only to be filled in if art. 7 of the Law applies)

Name	Address (for legal entities)	
		+

**i** Please continue entering the information in **part II** concerning the persons referred to in Sections 5 and 6

Part II

7) Date on which the threshold is crossed

22/06/2023 (DD/MM/YYYY)

8) Threshold that is crossed (in %)

3

**i** If the holding has fallen below the lowest threshold, you have the option of not entering any numbers in Section 10

9) Denominator


338,025,135

 Please enter the denominator before filling in the data


### 10) Notified details

A) Voting rights	Previous notification	After the transaction			
		# of voting rights	# of voting rights		% of voting rights
Holders of voting rights		Linked to securities	Not linked to the securities	Linked to securities	Not linked to the securities
BlackRock, Inc.	0	0		0.00%	
BlackRock (Singapore) Limited	1	1,414		0.00%	
BlackRock Advisors (UK) Limited	1,155,842	848,915		0.25%	
BlackRock Asset Management Canada Limited	63,662	63,662		0.02%	
BlackRock Asset Management North Asia Limited	315	315		0.00%	
BlackRock Financial Management, Inc.	266,553	259,963		0.08%	
BlackRock Fund Advisors	5,002,897	5,002,897		1.48%	
BlackRock Institutional Trust Company, National Association	1,503,179	1,468,488		0.43%	
BlackRock Investment Management (Australia) Limited	89,599	89,599		0.03%	
BlackRock Investment Management (UK) Limited	2,263,288	1,117,578		0.33%	
BlackRock Investment Management, LLC	70,088	68,887		0.02%	
BlackRock Japan Co., Ltd.	707,584	56,596		0.02%	
Aperio Group, LLC	1,283	1,283		0.00%	
<b>Subtotal</b>	<b>11,124,291</b>	<b>8,979,597</b>		<b>2.66%</b>	
	<b>TOTAL</b>	<b>8,979,597</b>	<b>0</b>	<b>2.66%</b>	<b>0.00%</b>

-  
-  
-  
-  
-  
-  
-  
-  
-  
-  
-  
+

 Start with "groups" of holders. Add subtotals with  $\Sigma$ , and then finish with the persons who are "alone".  
For groups, start with the ultimate controlling natural person or legal entity.  
The totals, subtotals and % will be updated once you have clicked on **<CALCULATE>**.

B) Equivalent financial instruments	After the transaction						
	Holders of equivalent financial instruments	Type of financial instrument	Expiration date	Exercise period or date	# of voting rights that may be acquired if the instrument is exercised	% of voting rights	Settlement
BlackRock Financial Management, Inc.	Contract Difference			212,758	0.06%	cash	-
BlackRock Institutional Trust Company, National Association	Contract Difference			347,829	0.10%	cash	-
BlackRock Investment Management (UK) Limited	Securities Lent			101,887	0.03%	physical	-
Aperio Group, LLC	Depository Receipt			386	0.00%		+
<b>TOTAL</b>				<b>662,860</b>	<b>0.20%</b>		

 The totals will be updated once you have clicked on <CALCULATE>

<b>TOTAL (A &amp; B)</b>	<b># of voting rights</b>	<b>% of voting rights</b>
	<b>CALCULATE</b>	9,642,457 2.85%

11) Full chain of controlled undertakings through which the holding is effectively held, if applicable

Please see the full chain of control in "Chain of Control" tab.

12) In case of proxy voting for only one GM

Holder  will cease to hold / will hold again  0 voting rights as of  (DD/MM/YYYY)

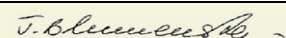
13) Additional information

The disclosure obligation arose due to total holdings in voting rights for BlackRock, Inc. going below 3%. Additionally, voting rights attached to shares for BlackRock, Inc. went below 3%.

Done at  12 Throgmorton Avenue, London EC2N 2DL, U.K.

On  23/06/2023 (DD/MM/YYYY)

Name & capacity  Jana Blumenstein, Director

Signature  

11) Full chain of controlled undertakings through which the holding is effectively held, if applicable

**Name**

BlackRock, Inc.  
BlackRock Holdco 2, Inc.  
BlackRock Financial Management, Inc.  
BlackRock International Holdings, Inc.  
BR Jersey International Holdings L.P.  
BlackRock (Singapore) Holdco Pte. Ltd.  
BlackRock HK Holdco Limited  
BlackRock Lux Finco S.a.r.l.  
BlackRock Japan Holdings GK  
BlackRock Japan Co., Ltd.

BlackRock, Inc.  
Trident Merger, LLC  
BlackRock Investment Management, LLC

BlackRock, Inc.  
BlackRock Holdco 2, Inc.  
BlackRock Financial Management, Inc.  
BlackRock International Holdings, Inc.  
BR Jersey International Holdings L.P.  
BlackRock Holdco 3, LLC  
BlackRock Cayman 1 LP  
BlackRock Cayman West Bay Finco Limited  
BlackRock Cayman West Bay IV Limited  
BlackRock Group Limited  
BlackRock Finance Europe Limited  
BlackRock Investment Management (UK) Limited

BlackRock, Inc.  
BlackRock Holdco 2, Inc.  
BlackRock Financial Management, Inc.  
BlackRock International Holdings, Inc.  
BR Jersey International Holdings L.P.  
BlackRock Australia Holdco Pty. Ltd.  
BlackRock Investment Management (Australia) Limited

BlackRock, Inc.  
BlackRock Holdco 2, Inc.  
BlackRock Financial Management, Inc.  
BlackRock Holdco 4, LLC  
BlackRock Holdco 6, LLC  
BlackRock Delaware Holdings Inc.  
BlackRock Institutional Trust Company, National Association

BlackRock, Inc.  
BlackRock Holdco 2, Inc.  
BlackRock Financial Management, Inc.  
BlackRock Holdco 4, LLC  
BlackRock Holdco 6, LLC  
BlackRock Delaware Holdings Inc.  
BlackRock Fund Advisors

BlackRock, Inc.  
BlackRock Holdco 2, Inc.  
BlackRock Financial Management, Inc.

BlackRock, Inc.  
BlackRock Holdco 2, Inc.  
BlackRock Financial Management, Inc.  
BlackRock International Holdings, Inc.  
BR Jersey International Holdings L.P.  
BlackRock (Singapore) Holdco Pte. Ltd.  
BlackRock HK Holdco Limited  
BlackRock Asset Management North Asia Limited

BlackRock, Inc.  
BlackRock Holdco 2, Inc.  
BlackRock Financial Management, Inc.  
BlackRock International Holdings, Inc.  
BR Jersey International Holdings L.P.  
BlackRock Holdco 3, LLC  
BlackRock Canada Holdings LP  
BlackRock Canada Holdings ULC  
BlackRock Asset Management Canada Limited

BlackRock, Inc.  
BlackRock Holdco 2, Inc.  
BlackRock Financial Management, Inc.  
BlackRock International Holdings, Inc.  
BR Jersey International Holdings L.P.  
BlackRock Holdco 3, LLC  
BlackRock Cayman 1 LP  
BlackRock Cayman West Bay Finco Limited  
BlackRock Cayman West Bay IV Limited  
BlackRock Group Limited  
BlackRock Finance Europe Limited  
BlackRock Advisors (UK) Limited

BlackRock, Inc.  
BlackRock Holdco 2, Inc.  
BlackRock Financial Management, Inc.  
BlackRock International Holdings, Inc.  
BR Jersey International Holdings L.P.  
BlackRock (Singapore) Holdco Pte. Ltd.  
BlackRock (Singapore) Limited

BlackRock, Inc.  
Trident Merger, LLC  
BlackRock Investment Management, LLC  
Amethyst Intermediate, LLC  
Aperio Holdings, LLC  
Aperio Group, LLC