



Supplier Enablement

SAP Ariba

Ariba Support

1. Ga naar Supplier Ariba Network

of supplier.ariba.com

SAP Business Network ▼



Supplier Login

Login

[Forgot Username or Password](#)

New to SAP Business Network?

[Register Now](#) or [Learn More](#)

Get notified when PO changes occur

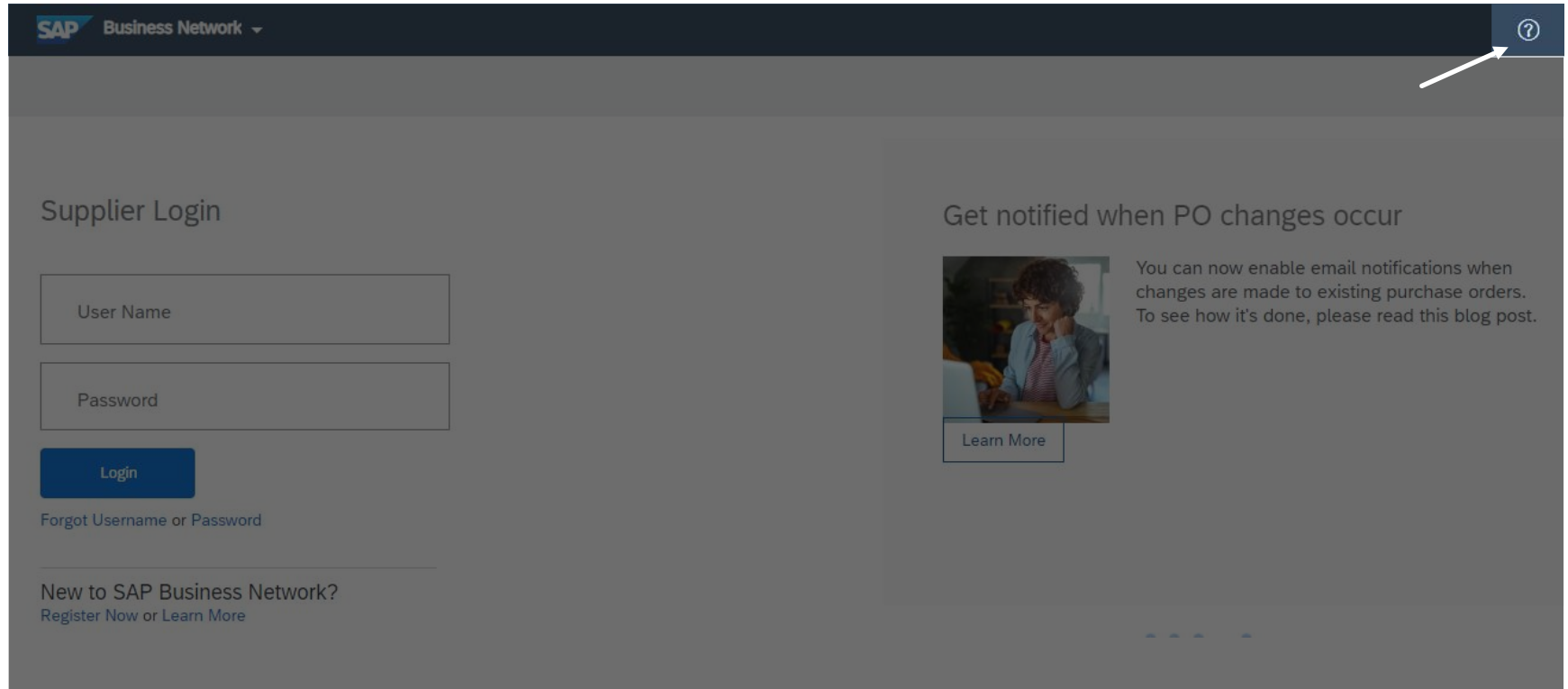


[Learn More](#)

You can now enable email notifications when changes are made to existing purchase orders. To see how it's done, please read this [blog post](#).



2. Klik rechts bovenaan op Help “?”



The screenshot shows the SAP Business Network interface. At the top left, the SAP logo and 'Business Network' are visible. In the top right corner, a dark blue bar contains a white question mark icon inside a circle, which is pointed to by a white arrow. Below the header, the page is divided into two main sections. The left section is titled 'Supplier Login' and contains a form with 'User Name' and 'Password' input fields, a blue 'Login' button, and a link for 'Forgot Username or Password'. The right section is titled 'Get notified when PO changes occur' and features a small image of a woman at a computer, a 'Learn More' button, and a paragraph of text: 'You can now enable email notifications when changes are made to existing purchase orders. To see how it's done, please read this blog post.'

3. Klik op “Support”

The screenshot shows the SAP Business Network Supplier Login page. The page is dimmed, with a magnifying glass highlighting the 'Support' link in the bottom right corner. The page layout includes a header with the SAP Business Network logo, a search bar, and a list of help articles. The main content area features a 'Supplier Login' section with input fields for 'User Name' and 'Password', a 'Login' button, and links for 'Forgot Username or Password' and 'New to SAP Business Network? Register Now or Learn More'. A central announcement titled 'Changes to Ariba Network on May 21' includes a gear icon and a 'Learn More' button. A 'Coming Soon: New portal for Enterprise accounts' banner is also visible. The bottom right corner contains 'Documentation' and 'Support' links, with the 'Support' link being the focus of the magnifying glass.

SAP Business Network

Search...

What are some registration tips for Ariba Network Suppliers?
How do I register on SAP Ariba Sourcing?
Can my company have multiple accounts?
Supplier Basics (4:33)
How do I register a new account?
What browser versions are certified for SAP Ariba cloud solutions?
Why did the link in the password reset email expire?
How to create and reset passwords
I have been locked out from Ariba ...
View more

Supplier Login

User Name

Password

Login

[Forgot Username or Password](#)

New to SAP Business Network?
[Register Now](#) or [Learn More](#)

Changes to Ariba Network on May 21

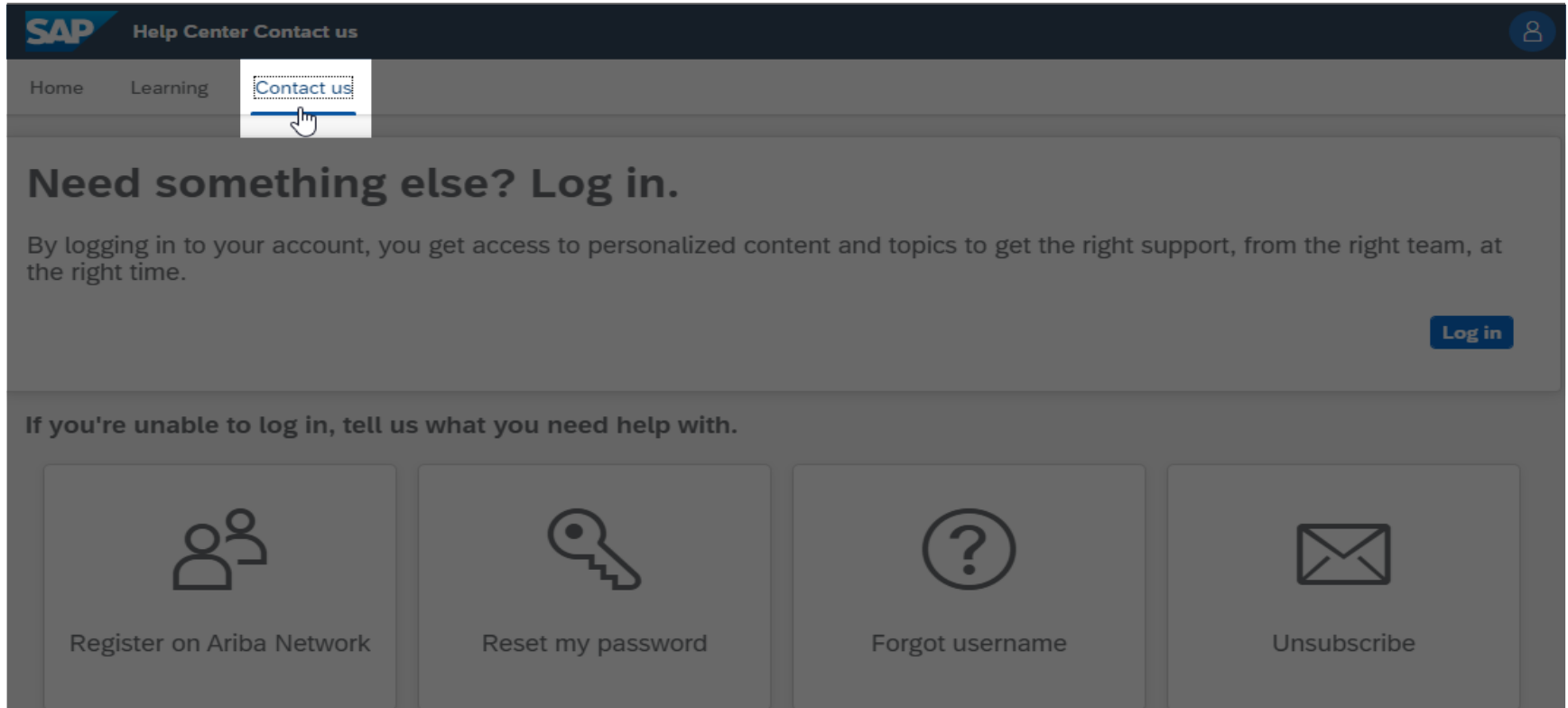
Starting May 21st, Ariba Network will be part of SAP Business Network. You will see a new supplier portal and workbench. You'll also see SAP Business Network as the solution name on the login page and new portal pages.

[Learn More](#)

Coming Soon: New portal for Enterprise accounts

Documentation Support

4. Klik op “Contact us”



SAP Help Center Contact us





Home Learning **Contact us**

Need something else? Log in.

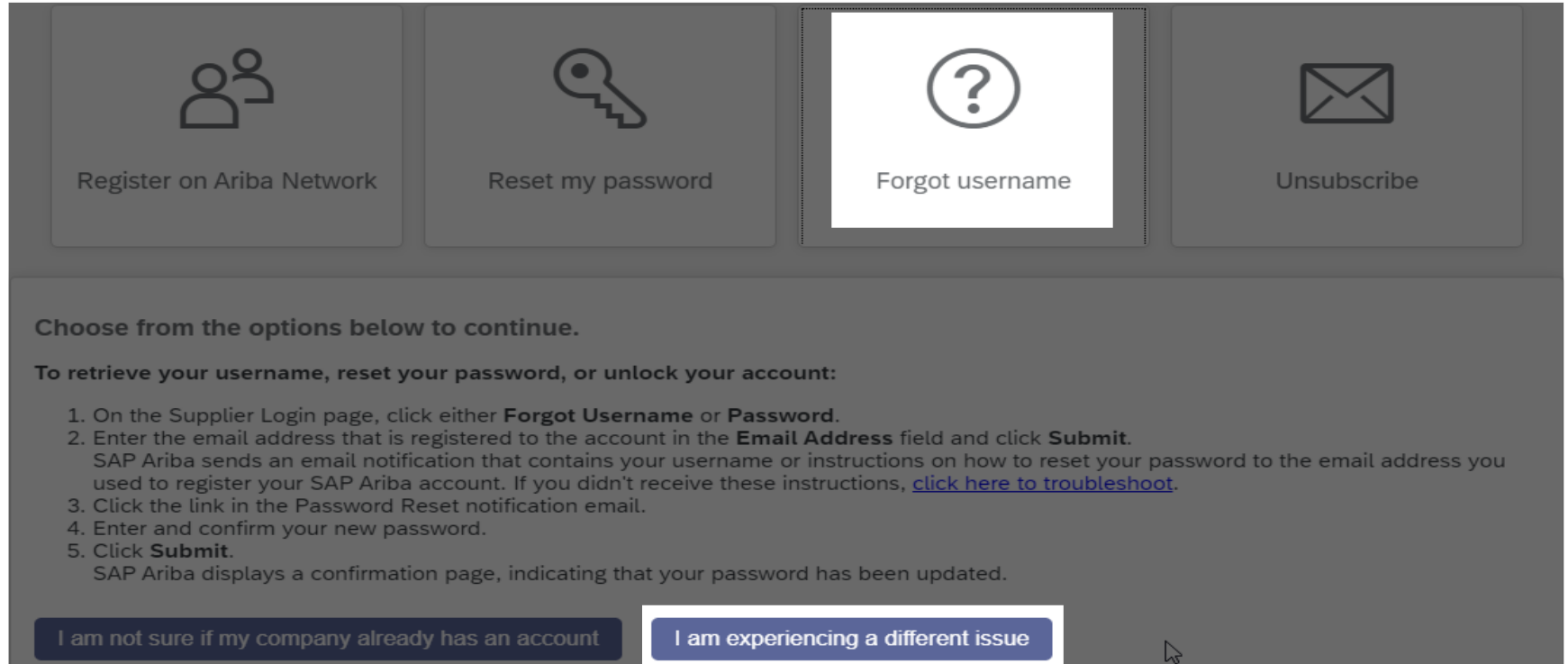
By logging in to your account, you get access to personalized content and topics to get the right support, from the right team, at the right time.

[Log in](#)

If you're unable to log in, tell us what you need help with.

-  Register on Ariba Network
-  Reset my password
-  Forgot username
-  Unsubscribe

5. “Forgot username” → “I am experiencing a different issue”



The screenshot shows a navigation bar with four buttons: 'Register on Ariba Network', 'Reset my password', 'Forgot username', and 'Unsubscribe'. The 'Forgot username' button is highlighted with a white border and a white background. Below the navigation bar, there is a section titled 'Choose from the options below to continue.' followed by a sub-section 'To retrieve your username, reset your password, or unlock your account:'. This section contains a list of five steps for password reset. At the bottom, there are two buttons: 'I am not sure if my company already has an account' and 'I am experiencing a different issue', with the latter being highlighted.

Register on Ariba Network

Reset my password

Forgot username

Unsubscribe

Choose from the options below to continue.

To retrieve your username, reset your password, or unlock your account:

1. On the Supplier Login page, click either **Forgot Username** or **Password**.
2. Enter the email address that is registered to the account in the **Email Address** field and click **Submit**.
SAP Ariba sends an email notification that contains your username or instructions on how to reset your password to the email address you used to register your SAP Ariba account. If you didn't receive these instructions, [click here to troubleshoot](#).
3. Click the link in the Password Reset notification email.
4. Enter and confirm your new password.
5. Click **Submit**.
SAP Ariba displays a confirmation page, indicating that your password has been updated.

I am not sure if my company already has an account

I am experiencing a different issue

5. “Forgot username” → “I am experiencing a different issue” → “Contact us”

If you're unable to log in, tell us what you need help with.



Register on Ariba Network



Reset my password



Forgot username



Unsubscribe

Choose from the options below to continue.

To retrieve your username, reset your password, or unlock your account:

1. On the Supplier Login page, click either **Forgot Username** or **Password**.
2. Enter the email address that is registered to the account in the **Email Address** field and click **Submit**.
SAP Ariba sends an email notification that contains your username or instructions on how to reset your password to the email address you used to register your SAP Ariba account. If you didn't receive these instructions, [click here to troubleshoot](#).
3. Click the link in the Password Reset notification email.
4. Enter and confirm your new password.
5. Click **Submit**.
SAP Ariba displays a confirmation page, indicating that your password has been updated.

I am not sure if my company already has an account

I am experiencing a different issue

Can't find what you're looking for?




Contact us

6. Vul het formulier in → “one last step”.

1. Tell us what you need help with.

Subject:*

Full description:*

Attachment: 

2. Please review your contact information for correctness:


First name:*

Last name:*

Username:

Company:*

Email:*

Phone:* 

Extension:

Confirm phone:*

My phone number is correct.

Ariba Network ID:

You expressly agree and understand that your data entered into this system will be transferred to Ariba, Inc. and the Ariba hosted computer systems (currently located primarily in the U.S.), in accordance with the [SAP Ariba Privacy Statement](#) and applicable law.

I agree



One last step

7. Kies de contactmethode → "Submit"

Choose this contact method for the fastest resolution of your issue:



Recommended

Phone

A support engineer will respond to your Service Request by phone.

Estimated wait time in minutes: 92

Do not record my phone call.

