

1) Status of the notification

Final

2) Issuer

Name: PROXIMUS
Identification number: 0202-239-951

3) Reason for the notification

Acquisition or disposal of voting securities or voting rights

4) Notification by

A parent undertaking or a controlling person

5) Persons subject to the notification requirement

Name	Address (for legal entities)
BlackRock, Inc.	50 Hudson Yards, New York, NY, 10001, U.S.A.
BlackRock (Singapore) Limited	20 Anson Road #18-01, Singapore, 79912, Singapore
BlackRock Advisors (UK) Limited	12 Throgmorton Avenue, London, EC2N 2DL, U.K.
BlackRock Asset Management Canada Limited	161 Bay Street, Suite 2500, Toronto, Ontario, M5J 2S1, Canada
BlackRock Asset Management North Asia Limited	15/F, 16/F, 17/F Citibank Tower & 17/F ICBC Tower, 3 Garden Road, Central, Hong Kong
BlackRock Financial Management, Inc.	50 Hudson Yards, New York, NY, 10001, U.S.A.
BlackRock Fund Advisors	400 Howard Street, San Francisco, CA, 94105, U.S.A.
BlackRock Institutional Trust Company, National Association	400 Howard Street, San Francisco, CA, 94105, U.S.A.
BlackRock Investment Management (Australia) Limited	Level 37 Chifley Tower, 2 Chifley Square, Sydney NSW 2000, Australia
BlackRock Investment Management (UK) Limited	12 Throgmorton Avenue, London, EC2N 2DL, U.K.
BlackRock Investment Management, LLC	1 University Square Drive, Princeton, NJ, 8540, U.S.A.
BlackRock Japan Co., Ltd.	1-8-3 Marunouchi Chiyoda-ku, Trust Tower Main, Tokyo, 100-8217, Japan
Aperio Group, LLC	3 Harbor Dr Suite 204, Sausalito, CA 94965, United States

6) Persons that dispose of voting rights (only to be filled in if art. 7 of the Law applies)

Name	Address (for legal entities)

Please continue entering the information in part II concerning the persons referred to in Sections 5 and 6

Part II

7) Date on which the threshold is crossed

29/06/2023 (DD/MM/YYYY)

8) Threshold that is crossed (in %)

3

If the holding has fallen below the lowest threshold, you have the option of not entering any numbers in Section 10

9) Denominator


338,025,135

Please enter the denominator before filling in the data


10) Notified details

A) Voting rights	Previous notification	After the transaction			
		# of voting rights		% of voting rights	
	Holders of voting rights		Linked to securities	Not linked to the securities	Linked to securities
BlackRock, Inc.	0	0		0.00%	
BlackRock (Singapore) Limited	0	26,746		0.01%	
BlackRock Advisors (UK) Limited	1,529,173	846,874		0.25%	
BlackRock Asset Management Canada Limited	62,801	62,801		0.02%	
BlackRock Asset Management North Asia Limited	315	315		0.00%	
BlackRock Financial Management, Inc.	256,134	326,895		0.10%	
BlackRock Fund Advisors	5,017,888	5,017,888		1.48%	
BlackRock Institutional Trust Company, National Association	1,452,503	1,452,508		0.43%	
BlackRock Investment Management (Australia) Limited	89,599	89,599		0.03%	
BlackRock Investment Management (UK) Limited	1,300,706	424,105		0.13%	
BlackRock Investment Management, LLC	75,089	75,089		0.02%	
BlackRock Japan Co., Ltd.	56,596	1,861,950		0.55%	
Aperio Group, LLC	1,283	1,283		0.00%	
Subtotal	9,842,087	10,186,052		3.01%	
TOTAL		10,186,052	0	3.01%	0.00%

-
-
-
-
-
-
-
-
-
-
-
-
-
+

 Start with "groups" of holders. Add subtotals with Σ , and then finish with the persons who are "alone".
 For groups, start with the ultimate controlling natural person or legal entity.
 The totals, subtotals and % will be updated once you have clicked on **<CALCULATE>**.

B) Equivalent financial instruments	After the transaction					
Holders of equivalent financial instruments	Type of financial instrument	Expiration date	Exercise period or date	# of voting rights that may be acquired if the instrument is exercised	% of voting rights	Settlement
BlackRock Investment Management (UK) Limited	Securities Lent			101,887	0.03%	physical
BlackRock Financial Management, Inc.	Contract Difference			204,081	0.06%	cash
BlackRock Institutional Trust Company, National Association	Contract Difference			326,194	0.10%	cash
Aperio Group, LLC	Depository Receipt			386	0.00%	
TOTAL				632,548	0.19%	

 The totals will be updated once you have clicked on <CALCULATE>

TOTAL (A & B)	# of voting rights	% of voting rights
	CALCULATE	10,818,600
		3.20%

11) Full chain of controlled undertakings through which the holding is effectively held, if applicable

Please see the full chain of control in "Chain of Control" tab.

12) In case of proxy voting for only one GM

Holder will cease to hold / will hold again 0 voting rights as of (DD/MM/YYYY)

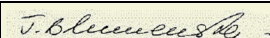
13) Additional information

The disclosure obligation arose due to voting rights attached to shares for BlackRock, Inc. went above 3%.

Done at 12 Throgmorton Avenue, London EC2N 2DL, U.K.

On 30/06/2023 (DD/MM/YYYY)

Jana Blumenstein, Director

Signature 

11) Full chain of controlled undertakings through which the holding is effectively held, if applicable

Name

BlackRock, Inc.
BlackRock Holdco 2, Inc.
BlackRock Financial Management, Inc.
BlackRock International Holdings, Inc.
BR Jersey International Holdings L.P.
BlackRock (Singapore) Holdco Pte. Ltd.
BlackRock HK Holdco Limited
BlackRock Lux Finco S.a.r.l.
BlackRock Japan Holdings GK
BlackRock Japan Co., Ltd.

BlackRock, Inc.
Trident Merger, LLC
BlackRock Investment Management, LLC

BlackRock, Inc.
BlackRock Holdco 2, Inc.
BlackRock Financial Management, Inc.
BlackRock International Holdings, Inc.
BR Jersey International Holdings L.P.
BlackRock Holdco 3, LLC
BlackRock Cayman 1 LP
BlackRock Cayman West Bay Finco Limited
BlackRock Cayman West Bay IV Limited
BlackRock Group Limited
BlackRock Finance Europe Limited
BlackRock Investment Management (UK) Limited

BlackRock, Inc.
BlackRock Holdco 2, Inc.
BlackRock Financial Management, Inc.
BlackRock International Holdings, Inc.
BR Jersey International Holdings L.P.
BlackRock Australia Holdco Pty. Ltd.
BlackRock Investment Management (Australia) Limited

BlackRock, Inc.
BlackRock Holdco 2, Inc.
BlackRock Financial Management, Inc.
BlackRock Holdco 4, LLC
BlackRock Holdco 6, LLC
BlackRock Delaware Holdings Inc.
BlackRock Institutional Trust Company, National Association

BlackRock, Inc.
BlackRock Holdco 2, Inc.
BlackRock Financial Management, Inc.
BlackRock Holdco 4, LLC
BlackRock Holdco 6, LLC
BlackRock Delaware Holdings Inc.
BlackRock Fund Advisors

BlackRock, Inc.
BlackRock Holdco 2, Inc.
BlackRock Financial Management, Inc.

BlackRock, Inc.
BlackRock Holdco 2, Inc.
BlackRock Financial Management, Inc.
BlackRock International Holdings, Inc.
BR Jersey International Holdings L.P.
BlackRock (Singapore) Holdco Pte. Ltd.
BlackRock HK Holdco Limited
BlackRock Asset Management North Asia Limited

BlackRock, Inc.
BlackRock Holdco 2, Inc.
BlackRock Financial Management, Inc.
BlackRock International Holdings, Inc.
BR Jersey International Holdings L.P.
BlackRock Holdco 3, LLC
BlackRock Canada Holdings LP
BlackRock Canada Holdings ULC
BlackRock Asset Management Canada Limited

BlackRock, Inc.
BlackRock Holdco 2, Inc.
BlackRock Financial Management, Inc.
BlackRock International Holdings, Inc.
BR Jersey International Holdings L.P.
BlackRock Holdco 3, LLC
BlackRock Cayman 1 LP
BlackRock Cayman West Bay Finco Limited
BlackRock Cayman West Bay IV Limited
BlackRock Group Limited
BlackRock Finance Europe Limited
BlackRock Advisors (UK) Limited

BlackRock, Inc.
BlackRock Holdco 2, Inc.
BlackRock Financial Management, Inc.
BlackRock International Holdings, Inc.
BR Jersey International Holdings L.P.
BlackRock (Singapore) Holdco Pte. Ltd.
BlackRock (Singapore) Limited

BlackRock, Inc.
Trident Merger, LLC
BlackRock Investment Management, LLC
Amethyst Intermediate, LLC
Aperio Holdings, LLC
Aperio Group, LLC